



# Round 5 : August 5 - 7

## Morgan Park Raceway



ASBK.COM.AU f t i y

### ALPINESTARS SUPERBIKE CHAMPIONSHIP

#### Race 1

Date: 07/08/22  
 Event: R07  
 Weather: Sunny - Temp: 16.1C  
 Track: Dry - Temp: 30.0C

Started at: 11:40:26  
 Laps: 16  
 Starters: 17  
 Printed at: 12:04


### PROVISIONAL CLASSIFICATION


Pos	No	Name	Class	Machine	Laps	Race Time	Behind Leader	Behind Prev	Fastest Lap	On Lap	Top Speed
1	1	Wayne MAXWELL (VIC) / Boost Mobile racing with K-tech		Ducati V4R	16	19:39.939			1:12.942	4	239
2	46	Mike JONES (QLD) / Yamaha Racing Team		Yamaha YZF-R1	16	19:40.134	.195	.195	1:13.047	6	235
3	17	Troy HERFOSS (QLD) / Penrite Honda Racing		Honda CBR	16	19:48.128	8.189	7.994	1:13.448	2	233
4	4	Broc PEARSON (QLD) / Desmosport Ducati		Ducati V4R	16	19:50.452	10.513	2.324	1:13.414	7	233
5	67	Bryan STARING (WA) / Desmosport Ducati		Ducati V4R	16	19:52.973	13.034	2.521	1:13.533	5	236
6	14	Glenn ALLERTON (NSW) / Maxima Racing Oils / Film BMW		BMW M RR	16	20:00.561	20.622	7.588	1:13.762	2	233
7	83	Lachlan EPIS (NSW) / BMW Alliance Racing / Response Real Estate		BMW S RR	16	20:00.891	20.952	.330	1:13.493	4	233
8	61	Arthur SISIS (SA) / Unitech Racing / Remo Contractors / SA Profiling / Aus Crush & Recycle		Yamaha YZF-R1	16	20:02.197	22.258	1.306	1:13.794	2	235
9	3	Jed METCHER (VIC) / 727Moto		Yamaha YZF-R1	16	20:04.402	24.463	2.205	1:13.777	4	229
10	27	Max STAUFFER (NSW) / GTR MotoStars Team / Doctor Mak / RS+C / YRD / Racers Edge / KYT	R	Yamaha YZF-R1	16	20:34.745	54.806	30.343	1:15.851	3	225
11	65	Cru HALLIDAY (NSW) / Yamaha Racing Team		Yamaha YZF-R1	15	19:46.721	1 Lap		1:13.647	4	234
12	33	Sloan FROST (NZ) / Maxima Racing Oils / Film BMW		BMW M RR	15	19:53.568	1 Lap	6.847	1:18.129	2	220
13	37	Michael EDWARDS (QLD) / Northstar Yamaha / Addicted To Track		Yamaha YZF-R1	15	19:56.920	1 Lap	3.352	1:18.072	2	221
14	78	Nathan SPITERI (VIC) / Livson Racing / Livson / Alpinestars / SignPro / JDS Moto / Alpha Racing		BMW M RR	15	19:59.332	1 Lap	2.412	1:18.578	2	216
15	60	Benjamin LOWE (QLD) / DC8 Studio / Evolution Legal / Precise Powder Coaters / Cube Performance		Ducati V4R	15	20:08.285	1 Lap	8.953	1:17.844	2	215
DNF	13	Anthony WEST (QLD) / MotoGo Yamaha / Dunlop		Yamaha YZF-R1	9	11:35.811	6 Laps		1:14.566	6	230
DNF	12	Matt WALTERS (NSW) / Kawasaki Aust. / Kawasaki Connection / AMMF / Du Speed / Rover Coaches		Kawasaki ZX10RR	5	6:53.189	10 Laps		1:15.505	2	228

Fastest Lap was 1:12.942 by Wayne MAXWELL (VIC)

Current race lap record for SBK class - 1:12.645 by Troy HERFOSS (QLD) on a Honda CBR RR SP set on 19/08/18

The results are provisional until the end of the time limit for protests and appeals.

  
 Chief Timekeeper - Scott Lang

  
 Race Director - Tom Williams



[www.computime.com.au](http://www.computime.com.au)  
 COMPUTIME RACE TIMING SYSTEMS PTY LTD





# Round 5 : August 5 - 7

## Morgan Park Raceway



### ALPINESTARS SUPERBIKE CHAMPIONSHIP

#### Race 1


Date: 07/08/22  
 Event: R07  
 Weather: Sunny - Temp: 16.1C  
 Track: Dry - Temp: 30.0C

Started at: 11:40:26  
 Laps: 16  
 Starters: 17  
 Printed at: 12:04

### PROVISIONAL LAP TIMES

No	Name	Lap 1	Lap 2	Lap 3	Lap 4	Lap 5	Lap 6	Lap 7	Lap 8	Lap 9	Lap 10
1	Wayne MAXWELL (VIC)	1:18.203	1:13.360	1:13.449	<u>1:12.942</u>	1:13.173	1:13.215	1:13.530	1:13.221	1:13.341	1:13.645
10		1:13.510	1:13.670	1:13.659	1:14.085	1:13.468	1:13.468				
3	Jed METCHER (VIC)	1:20.706	1:14.021	1:14.062	<u>1:13.777</u>	1:14.193	1:14.619	1:14.912	1:14.820	1:14.840	1:14.982
10		1:14.963	1:15.268	1:14.899	1:16.427	1:15.741	1:16.172				
4	Broc PEARSON (QLD)	1:20.124	1:13.853	1:13.721	1:13.920	1:14.555	1:13.443	<u>1:13.414</u>	1:13.825	1:13.977	1:13.801
10		1:13.965	1:13.942	1:13.921	1:14.322	1:15.063	1:14.606				
12	Matt WALTERS (NSW)	1:22.236	<u>1:15.505</u>	1:17.515	1:16.785	1:41.148					
13	Anthony WEST (QLD)	1:21.341	1:14.769	1:14.666	1:14.727	1:15.251	<u>1:14.566</u>	1:14.736	1:14.800	1:30.955	
14	Glenn ALLERTON (NSW)	1:19.734	<u>1:13.762</u>	1:13.975	1:14.022	1:14.687	1:14.904	1:14.935	1:14.816	1:14.346	1:15.064
10		1:14.822	1:15.090	1:14.955	1:15.105	1:15.207	1:15.137				
17	Troy HERFOSS (QLD)	1:19.605	<u>1:13.448</u>	1:13.787	1:13.713	1:13.671	1:13.648	1:13.522	1:13.869	1:13.923	1:13.948
10		1:13.882	1:13.986	1:13.997	1:14.705	1:14.341	1:14.083				
27	Max STAUFFER (NSW)	1:23.991	1:16.178	<u>1:15.851</u>	1:16.233	1:16.270	1:15.874	1:16.444	1:16.831	1:16.702	1:16.632
10		1:16.992	1:16.673	1:17.370	1:16.877	1:18.029	1:17.798				
33	Sloan FROST (NZ)	1:25.010	<u>1:18.129</u>	1:18.544	1:18.463	1:18.726	1:18.790	1:18.805	1:19.094	1:18.771	1:19.052
10		1:18.398	1:19.158	1:22.481	1:20.472	1:19.675					
37	Michael EDWARDS (QLD)	1:24.368	<u>1:18.072</u>	1:18.772	1:18.572	1:18.713	1:19.094	1:19.594	1:19.144	1:18.534	1:19.125
10		1:19.156	1:20.535	1:21.757	1:20.552	1:20.932					
46	Mike JONES (QLD)	1:18.796	1:13.876	1:13.871	1:13.541	1:13.535	<u>1:13.047</u>	1:13.140	1:13.061	1:13.314	1:13.421
10		1:13.208	1:13.283	1:13.441	1:13.836	1:13.411	1:13.353				
60	Benjamin LOWE (QLD)	1:24.597	<u>1:17.844</u>	1:18.203	1:18.722	1:18.991	1:18.249	1:19.081	1:19.689	1:18.781	1:19.159
10		1:19.664	1:20.600	1:32.934	1:21.735	1:20.036					
61	Arthur SISIS (SA)	1:20.573	<u>1:13.794</u>	1:13.828	1:13.907	1:14.267	1:14.793	1:14.832	1:14.250	1:14.578	1:15.749
10		1:14.938	1:14.846	1:15.233	1:16.150	1:15.102	1:15.357				
65	Cru HALLIDAY (NSW)	1:18.698	1:13.876	1:13.829	<u>1:13.647</u>	1:13.837	1:14.227	1:13.887	2:08.287	1:17.171	1:15.401
10		1:15.529	1:14.989	1:16.550	1:20.258	1:16.535					
67	Bryan STARING (WA)	1:19.144	1:13.591	1:13.854	1:13.795	<u>1:13.533</u>	1:14.409	1:14.343	1:13.880	1:14.481	1:14.233
10		1:14.635	1:14.211	1:14.200	1:14.465	1:15.031	1:15.168				
78	Nathan SPITERI (VIC)	1:25.743	<u>1:18.578</u>	1:18.597	1:19.205	1:19.349	1:19.772	1:19.674	1:19.730	1:19.550	1:20.186
10		1:19.489	1:19.130	1:20.880	1:19.580	1:19.869					
83	Lachlan EPIS (NSW)	1:24.061	1:14.808	1:16.284	<u>1:13.493</u>	1:14.093	1:14.018	1:14.327	1:13.890	1:14.699	1:13.923
10		1:14.425	1:14.041	1:14.124	1:15.336	1:14.345	1:15.024				

The results are provisional until the end of the time limit for protests and appeals.

  
 Chief Timekeeper - Scott Lang

  
 Race Director - Tom Williams



[www.computime.com.au](http://www.computime.com.au)  
 COMPUTIME RACE TIMING SYSTEMS PTY LTD





# Round 5 : August 5 - 7

## Morgan Park Raceway



### ALPINESTARS SUPERBIKE CHAMPIONSHIP

#### Race 1

Date: 07/08/22  
 Event: R07  
 Weather: Sunny - Temp: 16.1C  
 Track: Dry - Temp: 30.0C

Started at: 11:40:26  
 Laps: 16  
 Starters: 17  
 Printed at: 12:04

#### PROVISIONAL SPLIT TIMES

Lap	Split 1	Split 2	Split 3	Lap Time	Spd	Lap	Split 1	Split 2	Split 3	Lap Time	Spd
<b>1 Wayne MAXWELL (VIC) (1st)</b>						1	32.016	25.146	22.962	1:20.124	93
1	30.395	24.684	23.124	1:18.203	80	2	26.028	24.933	22.892	1:13.853	229
2	25.855	24.695	22.810	1:13.360	237	3	25.945	24.948	22.828	1:13.721	230
3	25.832	24.777	22.840	1:13.449	232	4	25.988	25.028	22.904	1:13.920	228
4	<b>25.755</b>	<b>24.562</b>	<b>22.625</b>	<b>1:12.942</b>	237	5	26.700	24.845	23.010	1:14.555	232
5	25.804	24.663	22.706	1:13.173	237	6	<b>25.821</b>	24.861	<b>22.761</b>	1:13.443	233
6	25.807	24.723	22.685	1:13.215	239	7	25.833	<b>24.751</b>	22.830	<b>1:13.414</b>	233
7	25.962	24.781	22.787	1:13.530	238	8	25.967	24.847	23.011	1:13.825	231
8	25.823	24.639	22.759	1:13.221	239	9	25.915	25.022	23.040	1:13.977	232
9	25.988	24.615	22.738	1:13.341	238	10	25.900	24.895	23.006	1:13.801	233
10	25.860	25.049	22.736	1:13.645	237	11	26.024	25.012	22.929	1:13.965	228
11	25.870	24.859	22.781	1:13.510	239	12	25.947	24.949	23.046	1:13.942	231
12	25.902	24.850	22.918	1:13.670	238	13	26.025	24.946	22.950	1:13.921	226
13	26.006	24.772	22.881	1:13.659	237	14	26.048	25.168	23.106	1:14.322	231
14	26.022	25.187	22.876	1:14.085	237	15	26.576	24.988	23.499	1:15.063	227
15	25.921	24.676	22.871	1:13.468	237	16	26.159	25.309	23.138	1:14.606	228
16	26.000	24.686	22.782	1:13.468	237						
<b>3 Jed METCHER (VIC) (9th)</b>						<b>12 Matt WALTERS (NSW) (DNF)</b>					
1	32.528	25.282	22.896	1:20.706	102	1	33.165	25.626	23.445	1:22.236	114
2	26.251	<b>24.921</b>	22.849	1:14.021	224	2	<b>26.543</b>	<b>25.547</b>	<b>23.415</b>	<b>1:15.505</b>	228
3	25.994	25.160	22.908	1:14.062	229	3	27.046	26.266	24.203	1:17.515	225
4	<b>25.942</b>	24.987	<b>22.848</b>	<b>1:13.777</b>	226	4	27.164	25.848	23.773	1:16.785	211
5	26.072	25.220	22.901	1:14.193	227	5	28.303	27.195	45.650	1:41.148 P	222
6	26.075	25.353	23.191	1:14.619	229	<b>13 Anthony WEST (QLD) (DNF)</b>					
7	26.342	25.339	23.231	1:14.912	226	1	32.813	25.379	23.149	1:21.341	109
8	26.398	25.337	23.085	1:14.820	224	2	26.272	25.310	23.187	1:14.769	230
9	26.185	25.469	23.186	1:14.840	226	3	26.274	25.179	23.213	1:14.666	230
10	26.199	25.465	23.318	1:14.982	224	4	<b>26.059</b>	25.439	23.229	1:14.727	228
11	26.300	25.447	23.216	1:14.963	225	5	26.510	25.470	23.271	1:15.251	228
12	26.419	25.600	23.249	1:15.268	225	6	26.259	<b>25.140</b>	<b>23.167</b>	<b>1:14.566</b>	228
13	26.337	25.370	23.192	1:14.899	227	7	26.255	25.212	23.269	1:14.736	228
14	26.410	26.458	23.559	1:16.427	224	8	26.272	25.310	23.218	1:14.800	228
15	26.364	25.608	23.769	1:15.741	224	9	26.192	26.102	38.661	1:30.955 P	228
16	26.551	25.911	23.710	1:16.172	221	<b>14 Glenn ALLERTON (NSW) (6th)</b>					
<b>4 Broc PEARSON (QLD) (4th)</b>						1	31.775	24.946	23.013	1:19.734	109

*Scott Lang*  
 Chief Timekeeper - Scott Lang

*Tom Williams*  
 Race Director - Tom Williams





# Round 5 : August 5 - 7

## Morgan Park Raceway



### ALPINESTARS SUPERBIKE CHAMPIONSHIP

#### Race 1

Date: 07/08/22  
 Event: R07  
 Weather: Sunny - Temp: 16.1C  
 Track: Dry - Temp: 30.0C

Started at: 11:40:26  
 Laps: 16  
 Starters: 17  
 Printed at: 12:04

#### PROVISIONAL SPLIT TIMES

Lap	Split 1	Split 2	Split 3	Lap Time	Spd	Lap	Split 1	Split 2	Split 3	Lap Time	Spd
2	25.999	<b>24.884</b>	<b>22.879</b>	<b>1:13.762</b>	229	3	<b>26.533</b>	25.721	23.597	<b>1:15.851</b>	222
3	<b>25.992</b>	24.950	23.033	1:13.975	233	4	26.780	25.702	23.751	1:16.233	223
4	<b>25.992</b>	24.977	23.053	1:14.022	232	5	27.020	25.858	<b>23.392</b>	1:16.270	221
5	26.278	25.129	23.280	1:14.687	233	6	26.608	<b>25.682</b>	23.584	1:15.874	225
6	26.241	25.334	23.329	1:14.904	224	7	26.702	25.795	23.947	1:16.444	222
7	26.264	25.312	23.359	1:14.935	229	8	26.891	26.238	23.702	1:16.831	223
8	26.509	25.233	23.074	1:14.816	224	9	26.941	25.910	23.851	1:16.702	222
9	26.131	25.154	23.061	1:14.346	233	10	27.038	25.878	23.716	1:16.632	222
10	26.315	25.483	23.266	1:15.064	232	11	26.937	26.098	23.957	1:16.992	222
11	26.248	25.348	23.226	1:14.822	228	12	26.872	26.134	23.667	1:16.673	221
12	26.323	25.453	23.314	1:15.090	232	13	27.132	26.084	24.154	1:17.370	221
13	26.374	25.389	23.192	1:14.955	231	14	26.981	25.985	23.911	1:16.877	222
14	26.311	25.387	23.407	1:15.105	231	15	27.078	26.352	24.599	1:18.029	218
15	26.210	25.659	23.338	1:15.207	229	16	27.371	26.401	24.026	1:17.798	219
16	26.455	25.365	23.317	1:15.137	229						
<b>17 Troy HERFOSS (QLD) (3rd)</b>											
1	31.151	25.272	23.182	1:19.605	95						
2	25.823	<b>24.725</b>	22.900	<b>1:13.448</b>	230						
3	26.128	24.845	22.814	1:13.787	228						
4	26.004	24.882	22.827	1:13.713	230						
5	26.125	24.777	<b>22.769</b>	1:13.671	226						
6	25.904	24.908	22.836	1:13.648	233						
7	<b>25.774</b>	24.859	22.889	1:13.522	230						
8	25.928	25.006	22.935	1:13.869	230						
9	25.854	24.987	23.082	1:13.923	231						
10	26.109	24.900	22.939	1:13.948	230						
11	25.975	24.976	22.931	1:13.882	233						
12	25.955	25.162	22.869	1:13.986	231						
13	25.856	25.023	23.118	1:13.997	232						
14	26.028	25.159	23.518	1:14.705	230						
15	26.024	25.049	23.268	1:14.341	224						
16	26.100	24.971	23.012	1:14.083 P	228						
<b>33 Sloan FROST (NZ) (12th)</b>											
						1	34.288	26.543	24.179	1:25.010	112
						2	27.808	26.407	<b>23.914</b>	<b>1:18.129</b>	217
						3	27.887	26.473	24.184	1:18.544	217
						4	27.626	26.714	24.123	1:18.463	215
						5	27.878	26.687	24.161	1:18.726	212
						6	27.963	26.702	24.125	1:18.790	214
						7	28.034	26.708	24.063	1:18.805	220
						8	<b>27.623</b>	26.730	24.741	1:19.094	218
						9	27.897	26.550	24.324	1:18.771	210
						10	27.970	26.887	24.195	1:19.052	211
						11	27.791	<b>26.398</b>	24.209	1:18.398	218
						12	28.031	26.623	24.504	1:19.158	214
						13	29.776	27.789	24.916	1:22.481	201
						14	29.644	26.655	24.173	1:20.472	174
						15	27.934	27.288	24.453	1:19.675	215
<b>37 Michael EDWARDS (QLD) (13th)</b>											
						1	33.616	26.424	24.328	1:24.368	119
						2	<b>27.497</b>	<b>26.533</b>	24.042	<b>1:18.072</b>	219
						3	27.608	27.072	24.092	1:18.772	219
						4	27.839	26.747	<b>23.986</b>	1:18.572	220

*Scott Lang*  
 Chief Timekeeper - Scott Lang

*Tom Williams*  
 Race Director - Tom Williams





# Round 5 : August 5 - 7

## Morgan Park Raceway



### ALPINESTARS SUPERBIKE CHAMPIONSHIP

#### Race 1

Date: 07/08/22  
 Event: R07  
 Weather: Sunny - Temp: 16.1C  
 Track: Dry - Temp: 30.0C

Started at: 11:40:26  
 Laps: 16  
 Starters: 17  
 Printed at: 12:04

#### PROVISIONAL SPLIT TIMES

Lap	Split 1	Split 2	Split 3	Lap Time	Spd	Lap	Split 1	Split 2	Split 3	Lap Time	Spd
5	27.968	26.693	24.052	1:18.713	221	7	27.849	26.779	24.453	1:19.081	212
6	27.963	26.829	24.302	1:19.094	215	8	27.957	27.065	24.667	1:19.689	209
7	27.897	27.179	24.518	1:19.594	221	9	<b>27.512</b>	26.813	24.456	1:18.781	212
8	27.616	27.007	24.521	1:19.144	217	10	27.855	26.931	24.373	1:19.159	211
9	27.524	26.661	24.349	1:18.534	217	11	28.236	26.676	24.752	1:19.664	205
10	27.737	27.150	24.238	1:19.125	216	12	28.115	26.995	25.490	1:20.600	204
11	27.846	26.720	24.590	1:19.156	219	13	30.783	32.412	29.739	1:32.934	169
12	28.538	26.672	25.325	1:20.535	216	14	29.076	27.659	25.000	1:21.735	193
13	29.765	26.997	24.995	1:21.757	162	15	27.828	26.797	25.411	1:20.036	208
14	28.056	27.394	25.102	1:20.552	214						
15	28.837	27.382	24.713	1:20.932	212						
<b>46 Mike JONES (QLD) (2nd)</b>						<b>61 Arthur SISSIS (SA) (8th)</b>					
1	30.893	25.119	22.784	1:18.796	82	1	32.343	25.145	23.085	1:20.573	103
2	26.078	24.947	22.851	1:13.876	229	2	26.107	<b>24.770</b>	22.917	<b>1:13.794</b>	235
3	26.070	24.981	22.820	1:13.871	228	3	<b>26.066</b>	24.847	22.915	1:13.828	229
4	25.910	24.898	22.733	1:13.541	230	4	26.164	24.964	<b>22.779</b>	1:13.907	234
5	25.969	24.939	22.627	1:13.535	230	5	26.283	25.027	22.957	1:14.267	233
6	25.791	<b>24.686</b>	22.570	<b>1:13.047</b>	232	6	26.292	25.296	23.205	1:14.793	230
7	25.774	24.764	22.602	1:13.140	233	7	26.429	25.209	23.194	1:14.832	226
8	<b>25.670</b>	24.871	<b>22.520</b>	1:13.061	234	8	26.201	25.061	22.988	1:14.250	234
9	25.783	24.951	22.580	1:13.314	234	9	26.301	25.187	23.090	1:14.578	233
10	25.795	24.974	22.652	1:13.421	234	10	26.514	25.974	23.261	1:15.749	233
11	25.736	24.921	22.551	1:13.208	232	11	26.469	25.303	23.166	1:14.938	231
12	25.820	24.855	22.608	1:13.283	233	12	26.486	25.292	23.068	1:14.846	232
13	25.816	24.923	22.702	1:13.441	235	13	26.621	25.434	23.178	1:15.233	231
14	26.026	25.061	22.749	1:13.836	232	14	26.672	26.296	23.182	1:16.150	231
15	25.753	24.961	22.697	1:13.411	231	15	26.445	25.246	23.411	1:15.102	229
16	25.815	24.854	22.684	1:13.353	232	16	26.388	25.580	23.389	1:15.357	231
<b>60 Benjamin LOWE (QLD) (15th)</b>						<b>65 Cru HALLIDAY (NSW) (11th)</b>					
1	33.808	26.391	24.398	1:24.597	113	1	30.828	25.032	22.838	1:18.698	87
2	27.685	26.398	<b>23.761</b>	<b>1:17.844</b>	215	2	25.994	<b>24.868</b>	23.014	1:13.876	230
3	27.753	<b>26.256</b>	24.194	1:18.203	215	3	26.007	25.018	<b>22.804</b>	1:13.829	229
4	28.056	26.533	24.133	1:18.722	211	4	25.849	24.894	22.904	<b>1:13.647</b>	231
5	27.967	26.757	24.267	1:18.991	211	5	<b>25.823</b>	24.936	23.078	1:13.837	230
6	27.651	26.444	24.154	1:18.249	210	6	25.955	25.395	22.877	1:14.227	234
						7	26.023	25.019	22.845	1:13.887	231
						8	25.978	1:17.350	24.959	2:08.287	231

*Scott Lang*  
 Chief Timekeeper - Scott Lang

*Tom Williams*  
 Race Director - Tom Williams





# Round 5 : August 5 - 7

## Morgan Park Raceway



### ALPINESTARS SUPERBIKE CHAMPIONSHIP

#### Race 1

Date: 07/08/22  
 Event: R07  
 Weather: Sunny - Temp: 16.1C  
 Track: Dry - Temp: 30.0C

Started at: 11:40:26  
 Laps: 16  
 Starters: 17  
 Printed at: 12:04

#### PROVISIONAL SPLIT TIMES

Lap	Split 1	Split 2	Split 3	Lap Time	Spd	Lap	Split 1	Split 2	Split 3	Lap Time	Spd
9	27.422	25.939	23.810	1:17.171	217	5	27.933	27.043	24.373	1:19.349	212
10	26.676	25.273	23.452	1:15.401	229	6	28.123	27.071	24.578	1:19.772	216
11	26.568	25.571	23.390	1:15.529	230	7	28.069	27.211	24.394	1:19.674	214
12	26.314	25.169	23.506	1:14.989	232	8	27.964	27.185	24.581	1:19.730	216
13	26.710	26.072	23.768	1:16.550	226	9	28.079	26.923	24.548	1:19.550	214
14	27.216	29.338	23.704	1:20.258	226	10	28.190	27.406	24.590	1:20.186	209
15	27.144	25.750	23.641	1:16.535	226	11	28.075	26.976	24.438	1:19.489	210
						12	27.911	26.860	24.359	1:19.130	214
						13	28.557	27.652	24.671	1:20.880	203
<b>67 Bryan STARING (WA) (5th)</b>						14	28.014	26.978	24.588	1:19.580	201
1	31.321	25.020	22.803	1:19.144	97	15	27.947	26.969	24.953	1:19.869	211
2	<b>26.013</b>	<b>24.644</b>	22.934	1:13.591	234						
3	26.227	24.930	22.697	1:13.854	224						
4	26.086	24.850	22.859	1:13.795	226						
5	26.127	24.726	<b>22.680</b>	<b>1:13.533</b>	229						
6	26.751	24.911	22.747	1:14.409	232						
7	26.246	25.145	22.952	1:14.343	232						
8	26.058	24.911	22.911	1:13.880	236						
9	26.035	25.044	23.402	1:14.481	236						
10	26.054	25.010	23.169	1:14.233	234						
11	26.411	25.093	23.131	1:14.635	236						
12	26.154	25.072	22.985	1:14.211	235						
13	26.090	25.090	23.020	1:14.200	235						
14	26.177	25.207	23.081	1:14.465	236						
15	26.303	25.530	23.198	1:15.031	234						
16	26.413	25.264	23.491	1:15.168 P	234						
						<b>83 Lachlan EPIS (NSW) (7th)</b>					
						1	29.906	25.027	29.128	1:24.061	91
						2	26.724	25.099	22.985	1:14.808	219
						3	26.000	26.448	23.836	1:16.284	229
						4	25.847	<b>24.696</b>	22.950	<b>1:13.493</b>	226
						5	26.010	24.989	23.094	1:14.093	229
						6	25.923	25.011	23.084	1:14.018	231
						7	<b>25.793</b>	25.445	23.089	1:14.327	230
						8	25.987	25.036	<b>22.867</b>	1:13.890	231
						9	26.302	25.356	23.041	1:14.699	229
						10	25.886	25.045	22.992	1:13.923	230
						11	26.145	25.202	23.078	1:14.425	229
						12	25.897	25.204	22.940	1:14.041	231
						13	26.054	25.168	22.902	1:14.124	233
						14	26.605	25.646	23.085	1:15.336	228
						15	25.985	25.269	23.091	1:14.345	229
						16	26.290	25.562	23.172	1:15.024	227
<b>78 Nathan SPITERI (VIC) (14th)</b>											
1	34.447	26.930	24.366	1:25.743	117						
2	<b>27.717</b>	26.576	24.285	<b>1:18.578</b>	214						
3	27.834	<b>26.506</b>	<b>24.257</b>	1:18.597	215						
4	27.930	26.696	24.579	1:19.205	214						

The results are provisional until the end of the time limit for protests and appeals.

*Scott Lang*  
 Chief Timekeeper - Scott Lang

*Tom Williams*  
 Race Director - Tom Williams



[www.computime.com.au](http://www.computime.com.au)  
 COMPUTIME RACE TIMING SYSTEMS PTY LTD





**Round 5 : August 5 - 7**  
**Morgan Park Raceway**



**ALPINESTARS SUPERBIKE CHAMPIONSHIP**

**Race 1**

Date: 07/08/22  
 Event: R07  
 Weather: Sunny - Temp: 16.1C  
 Track: Dry - Temp: 30.0C

Started at: 11:40:26  
 Laps: 16  
 Starters: 17  
 Printed at: 12:04

**PROVISIONAL FASTEST LAPS SEQUENCE**

Lap	Race Pos	No	Name	Machine	Fastest Lap	On Lap
1	1	1	Wayne MAXWELL (VIC)	Ducati V4R	1:18.203	1
2	1	1	Wayne MAXWELL (VIC)	Ducati V4R	1:13.360	2
4	1	1	Wayne MAXWELL (VIC)	Ducati V4R	1:12.942	4

The results are provisional until the end of the time limit for protests and appeals.

*Scott Lang*

Chief Timekeeper - Scott Lang

*Tom Williams*

Race Director - Tom Williams



[www.computime.com.au](http://www.computime.com.au)  
**COMPUTIME RACE TIMING SYSTEMS PTY LTD**





# Round 5 : August 5 - 7

## Morgan Park Raceway



ASBK.COM.AU f t i y

### ALPINESTARS SUPERBIKE CHAMPIONSHIP

#### Race 1

Date: 07/08/22  
 Event: R07  
 Weather: Sunny - Temp: 16.1C  
 Track: Dry - Temp: 30.0C

Started at: 11:40:26  
 Laps: 16  
 Starters: 17  
 Printed at: 12:04

#### PROVISIONAL LAP SHEET

No	Lap Time	Gap	No	Lap Time	Gap	No	Lap Time	Gap	No	Lap Time	Gap	No	Lap Time	Gap
<b>Lap 1</b>			83	1:14.808	7.306	14	1:14.022	3.539	<b>Lap 6</b>			33	1:18.805	38.595
1	1:18.203		27	1:16.178	8.606	4	1:13.920	3.664	1	1:13.215		37	1:19.594	39.313
65	1:18.698	.495	37	1:18.072	10.877	61	1:13.907	4.148	46	1:13.047	2.324	78	1:19.674	43.046
46	1:18.796	.593	60	1:17.844	10.878	3	1:13.777	4.612	17	1:13.648	3.530	<b>Lap 8</b>		
67	1:19.144	.941	33	1:18.129	11.576	13	1:14.727	7.549	65	1:14.227	3.772	1	1:13.221	
17	1:19.605	1.402	78	1:18.578	12.758	83	1:13.493	10.692	67	1:14.409	3.984	46	1:13.061	1.774
14	1:19.734	1.531	<b>Lap 3</b>			12	1:16.785	14.087	4	1:13.443	5.274	17	1:13.869	4.170
4	1:20.124	1.921	1	1:13.449		27	1:16.233	14.299	14	1:14.904	6.742	67	1:13.880	5.456
61	1:20.573	2.370	65	1:13.829	1.391	60	1:18.722	21.412	61	1:14.793	6.820	4	1:13.825	5.762
3	1:20.706	2.503	46	1:13.871	1.531	37	1:18.572	21.830	3	1:14.619	7.036	61	1:14.250	9.151
13	1:21.341	3.138	67	1:13.854	1.577	33	1:18.463	22.192	13	1:14.566	10.978	14	1:14.816	9.742
12	1:22.236	4.033	17	1:13.787	1.828	78	1:19.205	24.169	83	1:14.018	12.415	3	1:14.820	10.017
27	1:23.991	5.788	14	1:13.975	2.459	<b>Lap 5</b>			27	1:15.874	20.055	13	1:14.800	13.763
83	1:24.061	5.858	4	1:13.721	2.686	1	1:13.173		60	1:18.249	32.264	83	1:13.890	13.881
37	1:24.368	6.165	61	1:13.828	3.183	46	1:13.535	2.492	37	1:19.094	33.249	27	1:16.831	26.579
60	1:24.597	6.394	3	1:14.062	3.777	65	1:13.837	2.760	33	1:18.790	33.320	60	1:19.689	44.283
33	1:25.010	6.807	13	1:14.666	5.764	67	1:13.533	2.790	78	1:19.772	36.902	33	1:19.094	44.468
78	1:25.743	7.540	83	1:16.284	10.141	17	1:13.671	3.097	<b>Lap 7</b>			37	1:19.144	45.236
<b>Lap 2</b>			12	1:17.515	10.244	4	1:14.555	5.046	1	1:13.530		78	1:19.730	49.555
1	1:13.360		27	1:15.851	11.008	14	1:14.687	5.053	46	1:13.140	1.934	65	2:08.287	59.195
65	1:13.876	1.011	60	1:18.203	15.632	61	1:14.267	5.242	17	1:13.522	3.522	<b>Lap 9</b>		
46	1:13.876	1.109	37	1:18.772	16.200	3	1:14.193	5.632	65	1:13.887	4.129	1	1:13.341	
67	1:13.591	1.172	33	1:18.544	16.671	13	1:15.251	9.627	67	1:14.343	4.797	46	1:13.314	1.747
17	1:13.448	1.490	78	1:18.597	17.906	83	1:14.093	11.612	4	1:13.414	5.158	17	1:13.923	4.752
14	1:13.762	1.933	<b>Lap 4</b>			27	1:16.270	17.396	61	1:14.832	8.122	4	1:13.977	6.398
4	1:13.853	2.414	1	1:12.942		60	1:18.991	27.230	14	1:14.935	8.147	67	1:14.481	6.596
61	1:13.794	2.804	65	1:13.647	2.096	37	1:18.713	27.370	3	1:14.912	8.418	61	1:14.578	10.388
3	1:14.021	3.164	46	1:13.541	2.130	33	1:18.726	27.745	13	1:14.736	12.184	14	1:14.346	10.747
13	1:14.769	4.547	67	1:13.795	2.430	78	1:19.349	30.345	83	1:14.327	13.212	3	1:14.840	11.516
12	1:15.505	6.178	17	1:13.713	2.599	12	1:41.148	42.062	27	1:16.444	22.969	83	1:14.699	15.239
									60	1:19.081	37.815			

*Scott Lang*  
 Chief Timekeeper - Scott Lang

*Tom Williams*  
 Race Director - Tom Williams



www.computime.com.au  
 COMPUTIME RACE TIMING SYSTEMS PTY LTD







# Round 5 : August 5 - 7

## Morgan Park Raceway



ASBK.COM.AU f t i y

### ALPINESTARS SUPERBIKE CHAMPIONSHIP

#### Race 1

Date: 07/08/22  
 Event: R07  
 Weather: Sunny - Temp: 16.1C  
 Track: Dry - Temp: 30.0C

Started at: 11:40:26  
 Laps: 16  
 Starters: 17  
 Printed at: 12:04

### PROVISIONAL LAP SHEET

No	Lap Time	Gap	No	Lap Time	Gap	No	Lap Time	Gap	No	Lap Time	Gap
27	1:16.702	29.940	61	1:14.938	13.920	67	1:14.200	9.391	67	1:15.031	11.334
13	1:30.955	31.377	3	1:14.963	14.306	14	1:14.955	16.194	78	1:19.580	1 lap
60	1:18.781	49.723	83	1:14.425	16.432	61	1:15.233	16.670	14	1:15.207	18.953
33	1:18.771	49.898	27	1:16.992	36.409	3	1:14.899	17.144	83	1:14.345	19.396
37	1:18.534	50.429	33	1:18.398	1:00.19	83	1:14.124	17.268	61	1:15.102	20.369
78	1:19.550	55.764	60	1:19.664	1:01.39	27	1:17.370	43.123	3	1:15.741	21.759
65	1:17.171	1:03.02	37	1:19.156	1:01.55	65	1:16.550	1:11.01	60	1:21.735	1 lap
			65	1:15.529	1:06.80				27	1:18.029	50.476
			78	1:19.489	1:08.28						
<b>Lap 10</b>			<b>Lap 12</b>			<b>Lap 14</b>			<b>Lap 16</b>		
1	1:13.645		1	1:13.670		1	1:14.085		1	1:13.468	
46	1:13.421	1.523	46	1:13.283	.834	46	1:13.836	.367	46	1:13.353	.195
17	1:13.948	5.055	17	1:13.986	5.743	33	1:22.481	1 lap	65	1:16.535	1 lap
4	1:13.801	6.554	4	1:13.942	7.281	37	1:21.757	1 lap	17	1:14.083	8.189
67	1:14.233	7.184	67	1:14.211	8.850	17	1:14.705	6.701	4	1:14.606	10.513
14	1:15.064	12.166	14	1:15.090	14.898	78	1:20.880	1 lap	67	1:15.168	13.034
61	1:15.749	12.492	61	1:14.846	15.096	4	1:14.322	7.780	33	1:19.675	1 lap
3	1:14.982	12.853	3	1:15.268	15.904	67	1:14.465	9.771	37	1:20.932	1 lap
83	1:13.923	15.517	83	1:14.041	16.803	60	1:32.934	1 lap	78	1:19.869	1 lap
27	1:16.632	32.927	27	1:16.673	39.412	14	1:15.105	17.214	14	1:15.137	20.622
60	1:19.159	55.237	60	1:20.600	1:08.32	83	1:15.336	18.519	83	1:15.024	20.952
33	1:19.052	55.305	37	1:20.535	1:08.42	61	1:16.150	18.735	61	1:15.357	22.258
37	1:19.125	55.909				3	1:16.427	19.486	3	1:16.172	24.463
78	1:20.186	1:02.30				27	1:16.877	45.915	60	1:20.036	1 lap
65	1:15.401	1:04.78							27	1:17.798	54.806
<b>Lap 11</b>			<b>Lap 13</b>			<b>Lap 15</b>					
1	1:13.510		1	1:13.659		1	1:13.468				
46	1:13.208	1.221	78	1:19.130	1 lap	46	1:13.411	.310			
17	1:13.882	5.427	46	1:13.441	.616	65	1:20.258	1 lap			
4	1:13.965	7.009	17	1:13.997	6.081	33	1:20.472	1 lap			
67	1:14.635	8.309	4	1:13.921	7.543	17	1:14.341	7.574			
14	1:14.822	13.478				4	1:15.063	9.375			
						37	1:20.552	1 lap			

The results are provisional until the end of the time limit for protests and appeals.

*Scott Lang*  
 Chief Timekeeper - Scott Lang

*Tom Williams*  
 Race Director - Tom Williams



www.computime.com.au  
 COMPUTIME RACE TIMING SYSTEMS PTY LTD





# Round 5 : August 5 - 7

## Morgan Park Raceway



ASBK.COM.AU f t i y

### ALPINESTARS SUPERBIKE CHAMPIONSHIP

#### Race 1

Date: 07/08/22  
 Event: R07  
 Weather: Sunny - Temp: 16.1C  
 Track: Dry - Temp: 30.0C

Started at: 11:40:26  
 Laps: 16  
 Starters: 17  
 Printed at: 12:04

### PROVISIONAL LAP CHART

Name	Grid	1	2	3	4	5	6	7	8	9	10	11	12	13	14	15	16	Name
W. MAXWELL	1	1	1	1	1	1	1	1	1	1	1	1	1	1	1	1	1	W. MAXWELL
M. JONES	46	65	65	65	65	46	46	46	46	46	46	46	46	46	46	46	46	M. JONES
C. HALLIDAY	65	46	46	46	46	65	17	17	17	17	17	17	17	17	17	17	17	T. HERFOSS
L. EPIS	83	67	67	67	67	67	65	65	67	4	4	4	4	4	4	4	4	B. PEARSON
T. HERFOSS	17	17	17	17	17	17	67	67	4	67	67	67	67	67	67	67	67	B. STARING
B. STARING	67	14	14	14	14	4	4	4	61	61	14	14	14	14	14	14	14	G. ALLERTON
B. PEARSON	4	4	4	4	4	14	14	61	14	14	61	61	61	61	83	83	83	L. EPIS
A. SISSIS	61	61	61	61	61	61	61	14	3	3	3	3	3	3	61	61	61	A. SISSIS
J. METCHER	3	3	3	3	3	3	3	3	13	83	83	83	83	83	83	3	3	J. METCHER
G. ALLERTON	14	13	13	13	13	13	13	13	83	27	27	27	27	27	27	27	27	M. STAUFFER
A. WEST	13	12	12	83	83	83	83	83	27	13	60	33	33	65	65	65	65	C. HALLIDAY
M. STAUFFER	27	27	83	12	12	27	27	27	60	60	33	60	65	33	33	33	33	S. FROST
M. WALTERS	12	83	27	27	27	60	60	60	33	33	37	37	60	37	37	37	37	M. EDWARDS
B. LOWE	60	37	37	60	60	37	37	33	37	37	78	65	37	78	78	78	78	N. SPITERI
S. FROST	33	60	60	37	37	33	33	37	78	78	65	78	78	60	60	60	60	B. LOWE
M. EDWARDS	37	33	33	33	33	78	78	78	65	65								
N. SPITERI	78	78	78	78	78	12												M. WALTERS

The results are provisional until the end of the time limit for protests and appeals.

*Scott Lang*  
 Chief Timekeeper - Scott Lang

*Tom Williams*  
 Race Director - Tom Williams



www.computime.com.au  
 COMPUTIME RACE TIMING SYSTEMS PTY LTD





# Round 5 : August 5 - 7

## Morgan Park Raceway



### ALPINESTARS SUPERBIKE CHAMPIONSHIP

#### Race 1


Date: 07/08/22  
 Event: R07  
 Weather: Sunny - Temp: 16.1C  
 Track: Dry - Temp: 30.0C

Started at: 11:40:26  
 Laps: 16  
 Starters: 17  
 Printed at: 12:04

#### PROVISIONAL BEST PARTIAL TIMES

Pos	Split 1		Split 2		Split 3		LAP		
	Name	Time	Name	Time	Name	Time	Name	Ideal	Fastest
1	M. JONES	25.670	W. MAXWELL	24.562	M. JONES	22.520	M. JONES	1:12.876	1:13.047
2	W. MAXWELL	25.755	B. STARING	24.644	W. MAXWELL	22.625	W. MAXWELL	1:12.942	1:12.942
3	T. HERFOSS	25.774	M. JONES	24.686	B. STARING	22.680	T. HERFOSS	1:13.268	1:13.448
4	L. EPIS	25.793	L. EPIS	24.696	B. PEARSON	22.761	B. PEARSON	1:13.333	1:13.414
5	B. PEARSON	25.821	T. HERFOSS	24.725	T. HERFOSS	22.769	B. STARING	1:13.337	1:13.533
6	C. HALLIDAY	25.823	B. PEARSON	24.751	A. SISSIS	22.779	L. EPIS	1:13.356	1:13.493
7	J. METCHER	25.942	A. SISSIS	24.770	C. HALLIDAY	22.804	C. HALLIDAY	1:13.495	1:13.647
8	G. ALLERTON	25.992	C. HALLIDAY	24.868	J. METCHER	22.848	A. SISSIS	1:13.615	1:13.794
9	B. STARING	26.013	G. ALLERTON	24.884	L. EPIS	22.867	J. METCHER	1:13.711	1:13.777
10	A. WEST	26.059	J. METCHER	24.921	G. ALLERTON	22.879	G. ALLERTON	1:13.755	1:13.762
11	A. SISSIS	26.066	A. WEST	25.140	A. WEST	23.149	A. WEST	1:14.348	1:14.566
12	M. STAUFFER	26.533	M. WALTERS	25.547	M. STAUFFER	23.392	M. WALTERS	1:15.505	1:15.505
13	M. WALTERS	26.543	M. STAUFFER	25.682	M. WALTERS	23.415	M. STAUFFER	1:15.607	1:15.851
14	M. EDWARDS	27.497	B. LOWE	26.256	B. LOWE	23.761	B. LOWE	1:17.529	1:17.844
15	B. LOWE	27.512	S. FROST	26.398	S. FROST	23.914	M. EDWARDS	1:17.907	1:18.072
16	S. FROST	27.623	M. EDWARDS	26.424	M. EDWARDS	23.986	S. FROST	1:17.935	1:18.129
17	N. SPITERI	27.717	N. SPITERI	26.506	N. SPITERI	24.257	N. SPITERI	1:18.480	1:18.578

The results are provisional until the end of the time limit for protests and appeals.

  
 Chief Timekeeper - Scott Lang

  
 Race Director - Tom Williams





# Round 5 : August 5 - 7

## Morgan Park Raceway



ASBK.COM.AU f t i y


### ALPINESTARS AUSTRALIAN SUPERBIKE CHAMPIONSHIP PROVISIONAL PROGRESSIVE ROUND POINTS

#### AUSTRALIAN SUPERBIKE CHAMPIONSHIP

Pos	No	Name	Rnd 5 Pole	Rnd 5 Race 1	Total
1	1	Wayne MAXWELL	1	25	26
2	46	Mike JONES		20	20
3	17	Troy HERFOSS		18	18
4	4	Broc PEARSON		17	17
5	67	Bryan STARING		16	16
6	14	Glenn ALLERTON		15	15
7	83	Lachlan EPIS		14	14
8	61	Arthur SISSIS		13	13
9	3	Jed METCHER		12	12
10	27	Max STAUFFER		11	11
11	65	Cru HALLIDAY		10	10
12	33	Sloan FROST		9	9
13	37	Michael EDWARDS		8	8
14	78	Nathan SPITERI		7	7
15	60	Benjamin LOWE		6	6

#### AUSTRALIAN SUPERBIKE CHAMPIONSHIP - MANUFACTURERS

Pos	No	Name	Rnd 5 Pole	Rnd 5 Race 1	Total
1		Yamaha		74	74
2		Ducati	1	64	65
3		BMW		45	45
4		Honda		18	18

  
Chief Timekeeper - Scott Lang

  
Race Director - Tom Williams



[www.computime.com.au](http://www.computime.com.au)  
COMPUTIME RACE TIMING SYSTEMS PTY LTD





# Round 5 : August 5 - 7

## Morgan Park Raceway



ASBK.COM.AU f t i y

### ALPINESTARS AUSTRALIAN SUPERBIKE CHAMPIONSHIP PROVISIONAL PROGRESSIVE CHAMPIONSHIP POINTS

#### AUSTRALIAN SUPERBIKE CHAMPIONSHIP

Pos	No	Name	Rnd 1 PI	Rnd 2 Qld	Rnd 3 W/fld	Rnd 4 HV	Rnd 5 Pole	Rnd 5 Race 1	Total
1	46	Mike JONES	35	51	46	70		20	222
2	1	Wayne MAXWELL	26	38	45	53	1	25	188
3	67	Bryan STARING	45	25	32	53		16	171
4	17	Troy HERFOSS	18	29	34	55		18	154
5	14	Glenn ALLERTON	29	32	27	43		15	146
6	65	Cru HALLIDAY	38	16	36	46		10	146
7	61	Arthur SISSIS	26	31	30	44		13	144
8	21	Josh WATERS	33	34	27	42			136
9	25	Daniel FALZON	31	20	22	38			111
10	13	Anthony WEST	21	26	23	34			104
11	27	Max STAUFFER	9	14	15	18		11	67
12	2	Mark CHIODO	15	22		21			58
13	83	Lachlan EPIS			20	22		14	56
14	37	Michael EDWARDS	3	9	13	19		8	52
15	3	Jed METCHER	20		19			12	51
16	4	Broc PEARSON	13	18				17	48
17	28	Aiden WAGNER	23	24					47
18	12	Matt WALTERS	24		8				32
19	86	Beau BEATON	11	16					27
20	35	Ben STRONACH				25			25
21	51	Chandler COOPER	3	12	6				21
22	52	Paul LALLY				20			20
23	78	Nathan SPITERI				9		7	16
24	69	Luke MACDONALD				10			10
25	33	Sloan FROST						9	9
26	16	Luke JHONSTON	7						7
27	60	Benjamin LOWE						6	6
28	22	Corey FORDE	3						3

#### AUSTRALIAN SUPERBIKE CHAMPIONSHIP - MANUFACTURERS

Pos	No	Name	Rnd 1 PI	Rnd 2 Qld	Rnd 3 W/fld	Rnd 4 HV	Rnd 5 Pole	Rnd 5 Race 1	Total
1		Yamaha	241	231	204	335		74	1085
2		Ducati	81	79	77	106	1	64	408
3		BMW	62	66	74	116		45	363
4		Honda	24	41	40	55		18	178
5		Kawasaki	24		8	10			42

*Scott Lang*  
Chief Timekeeper - Scott Lang

*Tom Williams*  
Race Director - Tom Williams



[www.computime.com.au](http://www.computime.com.au)  
COMPUTIME RACE TIMING SYSTEMS PTY LTD





# Round 5 : August 5 - 7 Morgan Park Raceway



ASBK.COM.AU f t i y

## ALPINESTARS SUPERBIKE CHAMPIONSHIP

### Race 1

Date: 07/08/22  
Event: R07  
Weather: Sunny - Temp: 16.1C  
Track: Dry - Temp: 30.0C


Started at: 11:40:26  
Laps: 16  
Starters: 17  
Printed at: 12:04

### PROVISIONAL RACE INFORMATION

Time	Description
11:25:58	Pit exit open - closes in 3:00
11:26:08	SIGHTING LAP STARTED
11:28:59	PIT EXIT CLOSED
11:29:01	Warm up lap in 9:00
11:29:10	BIKES ON GRID
11:38:18	WARM UP LAP STARTED
11:40:26	Event Start
11:42:05	RACE DIRECTION: START UNDER INVESTIGATION
11:44:56	NO JUMP STARTS
11:47:33	Rider 12 (Matt WALTERS) ENTERED PITS
11:50:15	Rider 65 (Cru HALLIDAY) CRASHED TURN 6 - RIDER UP
11:52:03	Rider 13 (Anthony WEST) ENTERED PITS
12:00:05	Chequered Flag
12:01:14	Event Finish

The results are provisional until the end of the time limit for protests and appeals.

  
Chief Timekeeper - Scott Lang

  
Race Director - Tom Williams



[www.computime.com.au](http://www.computime.com.au)  
COMPUTIME RACE TIMING SYSTEMS PTY LTD

